

# HOWARD COUNTY HOUSING REPORT

## Residential Market Report

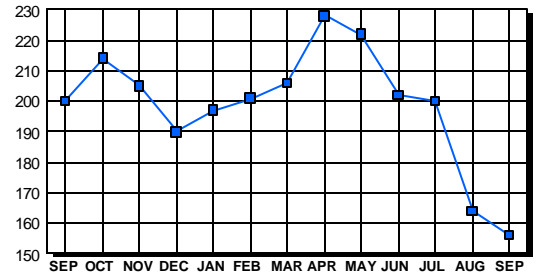
Condo/Co-ops  
September 2000

### LISTINGS

Price Range	New This Month			Total Active		
	2000	1999	% Change	2000	1999	% Change
0-49999	6	2	200.0	22	14	57.1
50000-99999	33	24	37.5	91	140	-35.0
100000-149999	15	12	25.0	30	34	-11.8
150000-199999	4	2	100.0	8	8	0.0
200000-299999	2	0	200.0	5	4	25.0
300000-399999	0	0	0.0	0	0	0.0
400000-499999	0	0	0.0	0	0	0.0
500000 & Over	0	0	0.0	0	0	0.0
<b>Grand Total:</b>	<b>60</b>	<b>40</b>	<b>50.0</b>	<b>156</b>	<b>200</b>	<b>-22.0</b>

### INVENTORY TREND

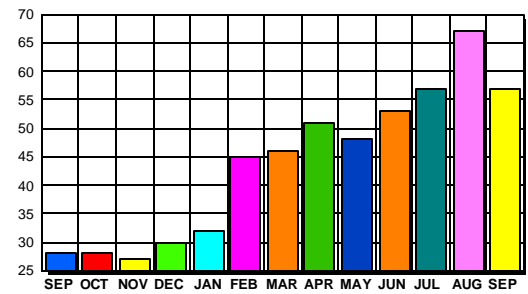
Listings Active At End Of Month



### CONTRACTS

Price Range	New This Month			Year-To-Date		
	2000	1999	% Change	2000	1999	% Change
0-49999	1	2	-50.0	13	24	-45.8
50000-99999	41	14	192.9	265	183	44.8
100000-149999	11	8	37.5	128	92	39.1
150000-199999	2	0	200.0	37	33	12.1
200000-299999	2	0	200.0	9	3	200.0
300000-399999	0	0	0.0	3	1	200.0
400000-499999	0	0	0.0	0	0	0.0
500000 & Over	0	0	0.0	1	0	100.0
<b>Grand Total:</b>	<b>57</b>	<b>24</b>	<b>137.5</b>	<b>456</b>	<b>336</b>	<b>35.7</b>

### SALES TREND



### DATA SOURCE

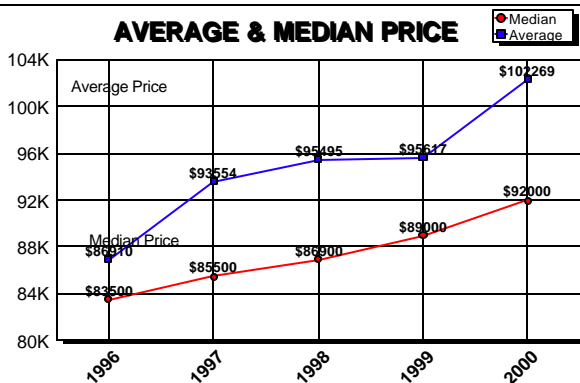
Metropolitan Regional Information System  
(MRIS)

NOTES: Properties not listed through this Multiple Listing Service are not reflected. The term "sales" represents ratified purchase contracts. Current year information is preliminary and subject to revision. Current year-to-date contract information may not equal the sum of the monthly contract totals reported in previous issues. Prices are not adjusted for inflation.

### SETTLEMENTS

Price Range	New This Month			Year-To-Date		
	2000	1999	% Change	2000	1999	% Change
0-49999	3	2	50.0	17	24	-29.2
50000-99999	28	13	115.4	218	168	29.8
100000-149999	17	9	88.9	128	87	47.1
150000-199999	3	1	200.0	32	28	14.3
200000-299999	1	0	100.0	8	4	100.0
300000-399999	1	1	0.0	3	1	200.0
400000-499999	0	0	0.0	0	0	0.0
500000 & Over	0	0	0.0	1	0	100.0
<b>Grand Total:</b>	<b>53</b>	<b>26</b>	<b>103.8</b>	<b>407</b>	<b>312</b>	<b>30.4</b>

### AVERAGE & MEDIAN PRICE



### MARKET BY PRICE RANGE

