

HOWARD COUNTY

Residential Market Report

HOUSING REPORT

CONDO & COOPS

February 2008

LISTINGS

Price Range	New This Month			Total Actives		
	2008	2007	% Change	2008	2007	% Change
0 - 149,999	0	1	-100.0	2	1	100.0
150,000 - 199,999	14	6	133.3	36	13	176.9
200,000 - 299,999	36	27	33.3	126	66	90.9
300,000 - 399,999	23	18	27.8	61	50	22.0
400,000 - 499,999	13	8	62.5	37	35	5.7
500,000 - 599,999	6	6	0.0	33	34	-2.9
600,000 - 699,999	2	1	100.0	5	3	66.7
700,000 - 799,999	0	0	0.0	1	0	0.0
800,000 - 899,999	0	0	0.0	2	1	100.0
900,000 - 999,999	0	0	0.0	0	0	0.0
1,000,000 - 1,249,999	0	0	0.0	0	0	0.0
1,250,000 - 1,499,999	0	0	0.0	0	0	0.0
1,500,000 +	0	0	0.0	0	0	0.0
TOTALS	94	67	40.3	303	203	49.3

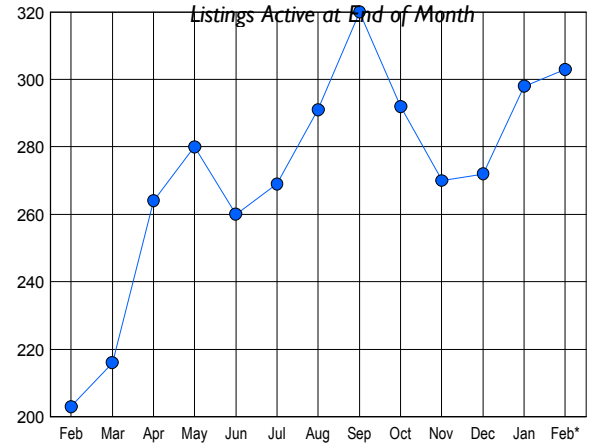
CONTRACTS

Price Range	New This Month			Year-To-Date		
	2008	2007	% Change	2008	2007	% Change
0 - 149,999	0	0	0.0	0	1	-100.0
150,000 - 199,999	7	10	-30.0	15	17	-11.8
200,000 - 299,999	16	36	-55.6	33	75	-56.0
300,000 - 399,999	11	14	-21.4	18	37	-51.4
400,000 - 499,999	6	3	100.0	8	6	33.3
500,000 - 599,999	0	4	-100.0	0	6	-100.0
600,000 - 699,999	0	2	-100.0	0	3	-100.0
700,000 - 799,999	0	0	0.0	0	0	0.0
800,000 - 899,999	0	0	0.0	0	0	0.0
900,000 - 999,999	0	0	0.0	0	0	0.0
1,000,000 - 1,249,999	0	0	0.0	0	0	0.0
1,250,000 - 1,499,999	0	0	0.0	0	0	0.0
1,500,000 +	0	0	0.0	0	0	0.0
TOTALS	40	69	-42.0	74	145	-49.0

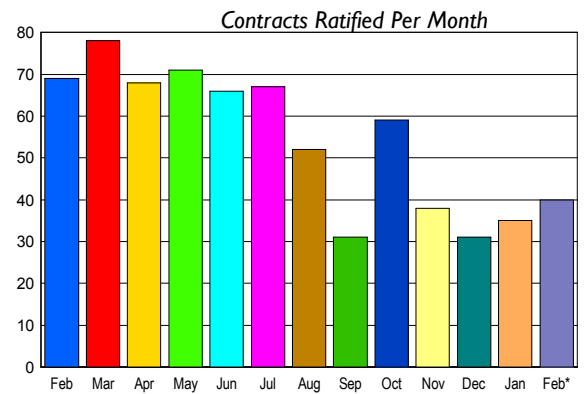
SETTLEMENTS

Price Range	New This Month			Year-To-Date		
	2008	2007	% Change	2008	2007	% Change
0 - 149,999	0	1	-100.0	0	1	-100.0
150,000 - 199,999	7	5	40.0	11	14	-21.4
200,000 - 299,999	14	40	-65.0	22	63	-65.1
300,000 - 399,999	4	13	-69.2	13	22	-40.9
400,000 - 499,999	2	0	200.0	3	7	-57.1
500,000 - 599,999	0	1	-100.0	1	2	-50.0
600,000 - 699,999	0	0	0.0	0	2	-100.0
700,000 - 799,999	0	0	0.0	0	0	0.0
800,000 - 899,999	0	0	0.0	0	0	0.0
900,000 - 999,999	0	0	0.0	0	0	0.0
1,000,000 - 1,249,999	0	0	0.0	0	0	0.0
1,250,000 - 1,499,999	0	0	0.0	0	0	0.0
1,500,000 +	0	0	0.0	0	0	0.0
TOTALS	27	60	-55.0	50	111	-55.0

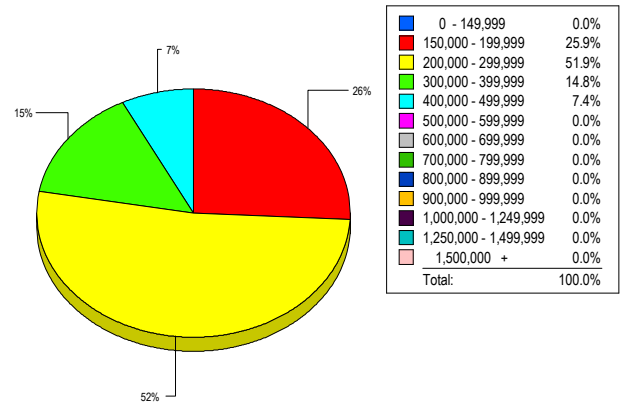
INVENTORY TREND



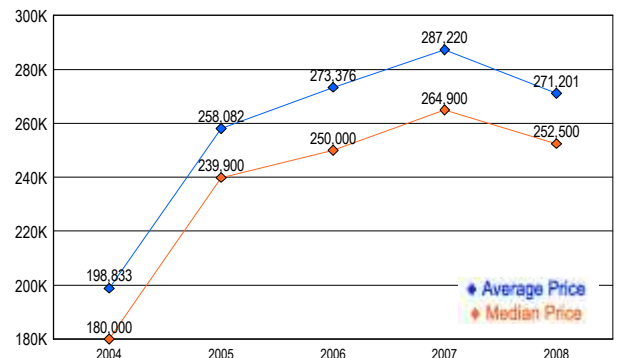
SALES TREND



MARKET BY PRICE RANGE



AVERAGE & MEDIAN PRICE



DATA SOURCE: Metropolitan Regional Information Systems, Inc. (MRIS)

NOTES: Properties not listed through this Multiple Listing Service are not reflected. The term "sales" represents ratified purchase contracts. Current year information is preliminary and subject to revision. Current year-to-date contract information may not equal the sum of the monthly contract totals reported in