

HOWARD COUNTY

Residential Market Report

HOUSING REPORT

CONDO & COOPS

November 2009

LISTINGS

Price Range	New This Month			Total Actives		
	2009	2008	% Change	2009	2008	% Change
0 - 149,999	7	3	133.3	25	21	19.0
150,000 - 199,999	13	6	116.7	44	61	-27.9
200,000 - 299,999	20	17	17.6	74	130	-43.1
300,000 - 399,999	8	11	-27.3	35	65	-46.2
400,000 - 499,999	7	9	-22.2	23	29	-20.7
500,000 - 599,999	0	2	-100.0	4	13	-69.2
600,000 - 699,999	1	0	100.0	2	2	0.0
700,000 - 799,999	0	0	0.0	1	3	-66.7
800,000 - 899,999	0	0	0.0	0	2	-100.0
900,000 - 999,999	0	0	0.0	0	0	0.0
1,000,000 - 1,249,999	0	0	0.0	0	0	0.0
1,250,000 - 1,499,999	0	0	0.0	0	0	0.0
1,500,000 +	0	0	0.0	0	0	0.0
TOTALS	56	48	16.7	208	326	-36.2

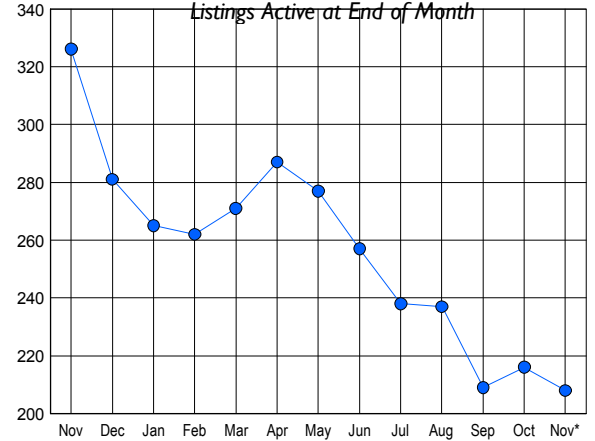
CONTRACTS

Price Range	New This Month			Year-To-Date		
	2009	2008	% Change	2009	2008	% Change
0 - 149,999	9	2	350.0	57	12	375.0
150,000 - 199,999	9	5	80.0	119	75	58.7
200,000 - 299,999	16	17	-5.9	234	210	11.4
300,000 - 399,999	5	7	-28.6	91	83	9.6
400,000 - 499,999	2	0	200.0	37	46	-19.6
500,000 - 599,999	1	1	0.0	13	8	62.5
600,000 - 699,999	0	0	0.0	0	1	-100.0
700,000 - 799,999	0	0	0.0	0	0	0.0
800,000 - 899,999	0	0	0.0	1	0	100.0
900,000 - 999,999	0	0	0.0	0	0	0.0
1,000,000 - 1,249,999	0	0	0.0	0	0	0.0
1,250,000 - 1,499,999	0	0	0.0	0	0	0.0
1,500,000 +	0	0	0.0	0	0	0.0
TOTALS	42	32	31.3	552	435	26.9

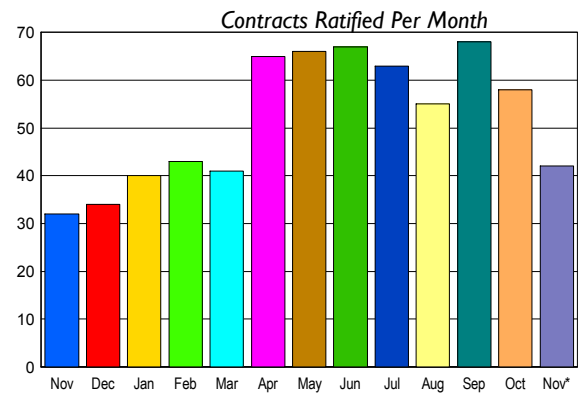
SETTLEMENTS

Price Range	New This Month			Year-To-Date		
	2009	2008	% Change	2009	2008	% Change
0 - 149,999	6	1	500.0	47	11	327.3
150,000 - 199,999	14	3	366.7	113	72	56.9
200,000 - 299,999	24	8	200.0	213	199	7.0
300,000 - 399,999	5	9	-44.4	76	88	-13.6
400,000 - 499,999	2	2	0.0	40	37	8.1
500,000 - 599,999	0	1	-100.0	8	11	-27.3
600,000 - 699,999	0	0	0.0	0	1	-100.0
700,000 - 799,999	0	0	0.0	0	0	0.0
800,000 - 899,999	0	0	0.0	1	0	-100.0
900,000 - 999,999	0	0	0.0	0	0	0.0
1,000,000 - 1,249,999	0	0	0.0	0	0	0.0
1,250,000 - 1,499,999	0	0	0.0	0	0	0.0
1,500,000 +	0	0	0.0	0	0	0.0
TOTALS	51	24	112.5	498	419	18.9

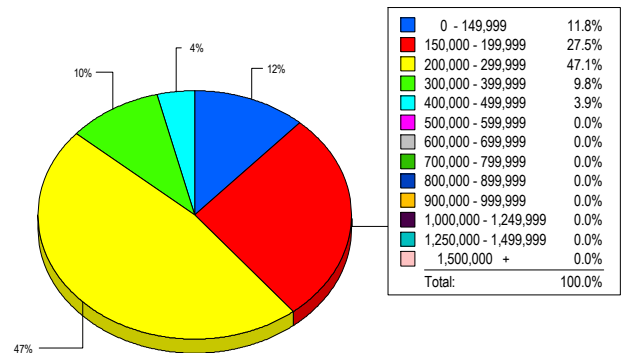
INVENTORY TREND



SALES TREND



MARKET BY PRICE RANGE



AVERAGE & MEDIAN PRICE



DATA SOURCE: Metropolitan Regional Information Systems, Inc. (MRIS)

NOTES: Properties not listed through this Multiple Listing Service are not reflected. The term "sales" represents ratified purchase contracts. Current year information is preliminary and subject to revision. Current year-to-date contract information may not equal the sum of the monthly contract totals reported in