

HOWARD COUNTY

Residential Market Report

HOUSING REPORT

CONDO & COOPS

December 2009

LISTINGS

Price Range	New This Month			Total Actives		
	2009	2008	% Change	2009	2008	% Change
0 - 149,999	7	2	250.0	29	15	93.3
150,000 - 199,999	7	10	-30.0	44	53	-17.0
200,000 - 299,999	19	12	58.3	66	113	-41.6
300,000 - 399,999	6	12	-50.0	26	63	-58.7
400,000 - 499,999	3	5	-40.0	16	23	-30.4
500,000 - 599,999	0	2	-100.0	4	10	-60.0
600,000 - 699,999	0	0	0.0	1	1	0.0
700,000 - 799,999	0	0	0.0	1	2	-50.0
800,000 - 899,999	0	0	0.0	0	1	-100.0
900,000 - 999,999	0	0	0.0	0	0	0.0
1,000,000 - 1,249,999	0	0	0.0	0	0	0.0
1,250,000 - 1,499,999	0	0	0.0	0	0	0.0
1,500,000 +	0	0	0.0	0	0	0.0
TOTALS	42	43	-2.3	187	281	-33.5

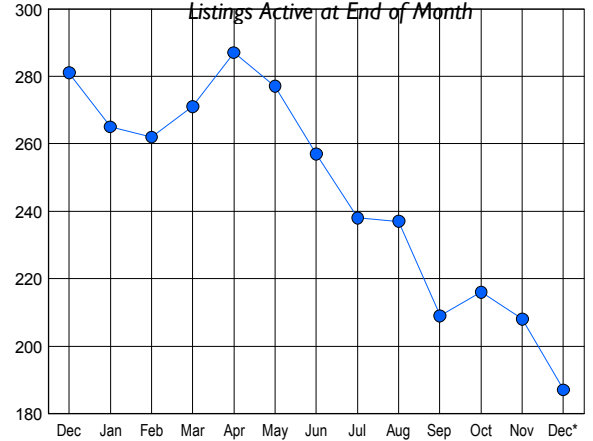
CONTRACTS

Price Range	New This Month			Year-To-Date		
	2009	2008	% Change	2009	2008	% Change
0 - 149,999	4	7	-42.9	57	19	200.0
150,000 - 199,999	8	8	0.0	126	83	51.8
200,000 - 299,999	16	8	100.0	248	216	14.8
300,000 - 399,999	3	8	-62.5	94	90	4.4
400,000 - 499,999	6	2	200.0	44	49	-10.2
500,000 - 599,999	0	1	-100.0	13	9	44.4
600,000 - 699,999	1	0	100.0	1	1	0.0
700,000 - 799,999	0	0	0.0	0	0	0.0
800,000 - 899,999	0	0	0.0	1	0	100.0
900,000 - 999,999	0	0	0.0	0	0	0.0
1,000,000 - 1,249,999	0	0	0.0	0	0	0.0
1,250,000 - 1,499,999	0	0	0.0	0	0	0.0
1,500,000 +	0	0	0.0	0	0	0.0
TOTALS	38	34	11.8	584	467	25.1

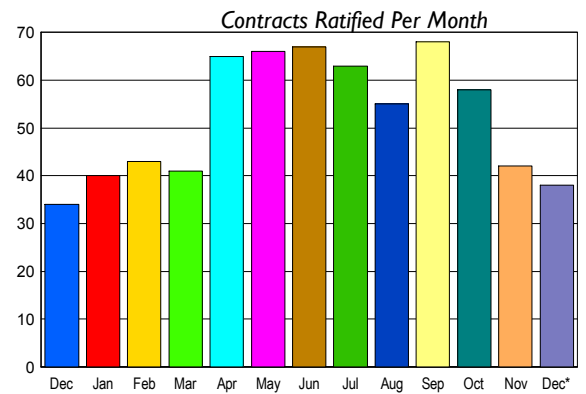
SETTLEMENTS

Price Range	New This Month			Year-To-Date		
	2009	2008	% Change	2009	2008	% Change
0 - 149,999	4	3	33.3	53	14	278.6
150,000 - 199,999	9	5	80.0	123	77	59.7
200,000 - 299,999	18	13	38.5	231	213	8.5
300,000 - 399,999	3	5	-40.0	80	93	-14.0
400,000 - 499,999	1	0	100.0	42	38	10.5
500,000 - 599,999	0	0	0.0	8	11	-27.3
600,000 - 699,999	0	0	0.0	0	2	-100.0
700,000 - 799,999	0	0	0.0	0	0	0.0
800,000 - 899,999	0	0	0.0	1	0	-100.0
900,000 - 999,999	0	0	0.0	0	0	0.0
1,000,000 - 1,249,999	0	0	0.0	0	0	0.0
1,250,000 - 1,499,999	0	0	0.0	0	0	0.0
1,500,000 +	0	0	0.0	0	0	0.0
TOTALS	35	26	34.6	538	448	20.1

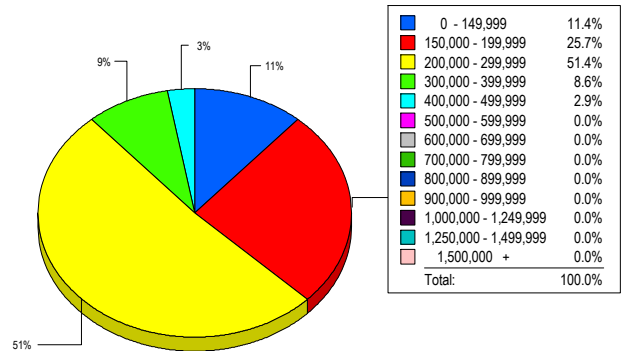
INVENTORY TREND



SALES TREND



MARKET BY PRICE RANGE



AVERAGE & MEDIAN PRICE



DATA SOURCE: Metropolitan Regional Information Systems, Inc. (MRIS)

NOTES: Properties not listed through this Multiple Listing Service are not reflected. The term "sales" represents ratified purchase contracts. Current year information is preliminary and subject to revision. Current year-to-date contract information may not equal the sum of the monthly contract totals reported in