

HOWARD COUNTY

Residential Market Report

HOUSING REPORT

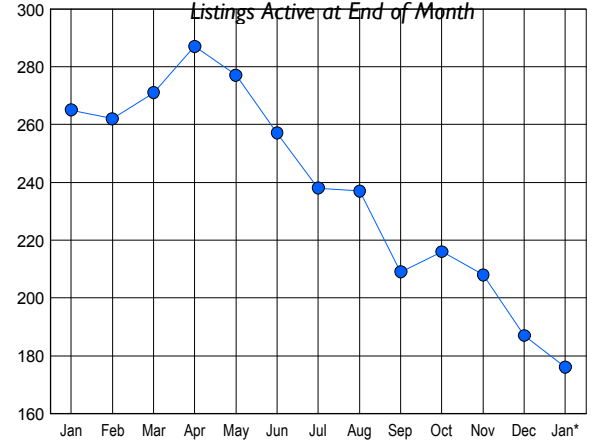
CONDO & COOPS

January 2010

LISTINGS

Price Range	New This Month			Total Actives		
	2010	2009	% Change	2010	2009	% Change
0 - 149,999	8	1	700.0	31	9	244.4
150,000 - 199,999	15	8	87.5	37	47	-21.3
200,000 - 299,999	26	23	13.0	61	107	-43.0
300,000 - 399,999	8	18	-55.6	23	57	-59.6
400,000 - 499,999	6	4	50.0	14	26	-46.2
500,000 - 599,999	3	4	-25.0	9	15	-40.0
600,000 - 699,999	0	1	-100.0	1	1	0.0
700,000 - 799,999	0	1	-100.0	0	3	-100.0
800,000 - 899,999	0	0	0.0	0	0	0.0
900,000 - 999,999	0	0	0.0	0	0	0.0
1,000,000 - 1,249,999	0	0	0.0	0	0	0.0
1,250,000 - 1,499,999	0	0	0.0	0	0	0.0
1,500,000 +	0	0	0.0	0	0	0.0
TOTALS	66	60	10.0	176	265	-33.6

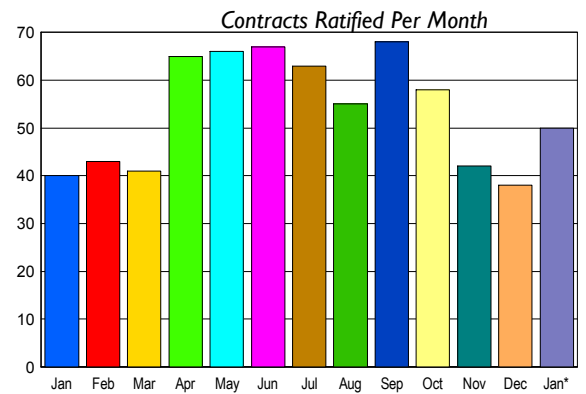
INVENTORY TREND



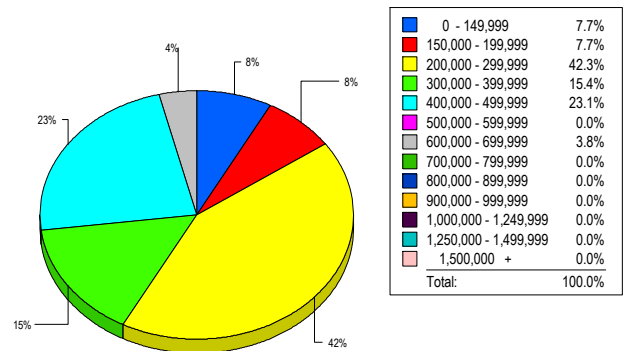
CONTRACTS

Price Range	New This Month			Year-To-Date		
	2010	2009	% Change	2010	2009	% Change
0 - 149,999	8	3	166.7	8	3	166.7
150,000 - 199,999	11	11	0.0	11	11	0.0
200,000 - 299,999	20	18	11.1	20	18	11.1
300,000 - 399,999	8	5	60.0	8	5	60.0
400,000 - 499,999	3	2	50.0	3	2	50.0
500,000 - 599,999	0	0	0.0	0	0	0.0
600,000 - 699,999	0	0	0.0	0	0	0.0
700,000 - 799,999	0	0	0.0	0	0	0.0
800,000 - 899,999	0	1	-100.0	0	1	-100.0
900,000 - 999,999	0	0	0.0	0	0	0.0
1,000,000 - 1,249,999	0	0	0.0	0	0	0.0
1,250,000 - 1,499,999	0	0	0.0	0	0	0.0
1,500,000 +	0	0	0.0	0	0	0.0
TOTALS	50	40	25.0	50	40	25.0

SALES TREND



MARKET BY PRICE RANGE



SETTLEMENTS

Price Range	New This Month			Year-To-Date		
	2010	2009	% Change	2010	2009	% Change
0 - 149,999	2	5	-60.0	2	5	-60.0
150,000 - 199,999	2	8	-75.0	2	8	-75.0
200,000 - 299,999	11	6	83.3	11	6	83.3
300,000 - 399,999	4	4	0.0	4	4	0.0
400,000 - 499,999	6	2	200.0	6	2	200.0
500,000 - 599,999	0	0	0.0	0	0	0.0
600,000 - 699,999	1	0	100.0	1	0	-100.0
700,000 - 799,999	0	0	0.0	0	0	0.0
800,000 - 899,999	0	1	-100.0	0	1	-100.0
900,000 - 999,999	0	0	0.0	0	0	0.0
1,000,000 - 1,249,999	0	0	0.0	0	0	0.0
1,250,000 - 1,499,999	0	0	0.0	0	0	0.0
1,500,000 +	0	0	0.0	0	0	0.0
TOTALS	26	26	0.0	26	26	0.0

AVERAGE & MEDIAN PRICE



DATA SOURCE: Metropolitan Regional Information Systems, Inc. (MRIS)

NOTES: Properties not listed through this Multiple Listing Service are not reflected. The term "sales" represents ratified purchase contracts. Current year information is preliminary and subject to revision. Current year-to-date contract information may not equal the sum of the monthly contract totals reported in