

HOWARD COUNTY

Residential Market Report

HOUSING REPORT

CONDO & COOPS

July 2010

LISTINGS

Price Range	New This Month			Total Actives		
	2010	2009	% Change	2010	2009	% Change
0 - 149,999	11	7	57.1	37	21	76.2
150,000 - 199,999	19	17	11.8	63	44	43.2
200,000 - 299,999	38	26	46.2	99	77	28.6
300,000 - 399,999	22	16	37.5	52	60	-13.3
400,000 - 499,999	7	8	-12.5	18	24	-25.0
500,000 - 599,999	1	3	-66.7	7	10	-30.0
600,000 - 699,999	2	0	200.0	6	1	500.0
700,000 - 799,999	0	0	0.0	0	1	-100.0
800,000 - 899,999	0	0	0.0	0	0	0.0
900,000 - 999,999	0	0	0.0	0	0	0.0
1,000,000 - 1,249,999	0	0	0.0	0	0	0.0
1,250,000 - 1,499,999	0	0	0.0	0	0	0.0
1,500,000 +	0	0	0.0	0	0	0.0
TOTALS	100	77	29.9	282	238	18.5

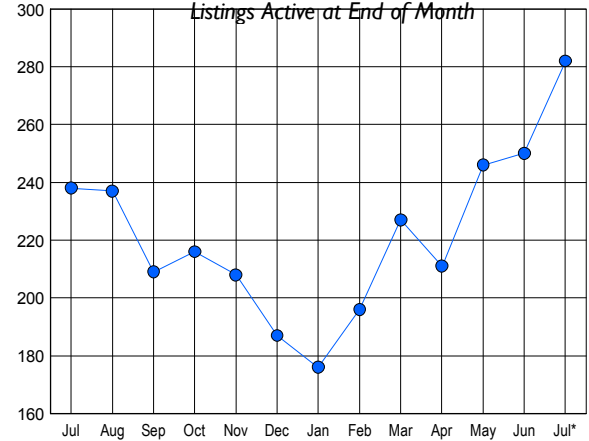
CONTRACTS

Price Range	New This Month			Year-To-Date		
	2010	2009	% Change	2010	2009	% Change
0 - 149,999	10	7	42.9	40	34	17.6
150,000 - 199,999	5	19	-73.7	72	82	-12.2
200,000 - 299,999	13	19	-31.6	134	154	-13.0
300,000 - 399,999	12	11	9.1	52	62	-16.1
400,000 - 499,999	2	5	-60.0	21	21	0.0
500,000 - 599,999	3	2	50.0	5	7	-28.6
600,000 - 699,999	0	0	0.0	0	1	-100.0
700,000 - 799,999	0	0	0.0	0	0	0.0
800,000 - 899,999	0	0	0.0	0	1	-100.0
900,000 - 999,999	0	0	0.0	0	0	0.0
1,000,000 - 1,249,999	0	0	0.0	0	0	0.0
1,250,000 - 1,499,999	0	0	0.0	0	0	0.0
1,500,000 +	0	0	0.0	0	0	0.0
TOTALS	45	63	-28.6	324	362	-10.5

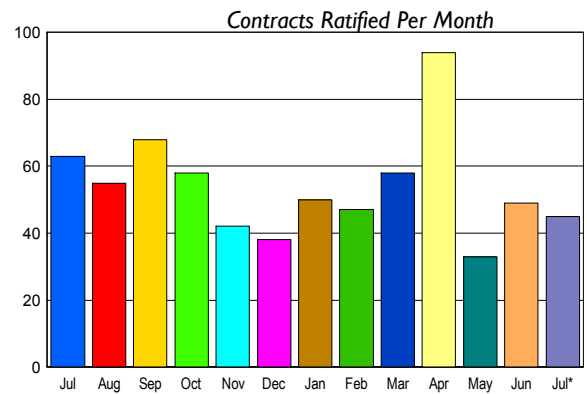
SETTLEMENTS

Price Range	New This Month			Year-To-Date		
	2010	2009	% Change	2010	2009	% Change
0 - 149,999	3	6	-50.0	30	30	0.0
150,000 - 199,999	5	7	-28.6	63	63	0.0
200,000 - 299,999	12	22	-45.5	120	120	0.0
300,000 - 399,999	9	10	-10.0	42	50	-16.0
400,000 - 499,999	3	3	0.0	20	14	42.9
500,000 - 599,999	0	2	-100.0	2	4	-50.0
600,000 - 699,999	0	0	0.0	0	0	0.0
700,000 - 799,999	0	0	0.0	0	0	0.0
800,000 - 899,999	0	0	0.0	0	1	-100.0
900,000 - 999,999	0	0	0.0	0	0	0.0
1,000,000 - 1,249,999	0	0	0.0	0	0	0.0
1,250,000 - 1,499,999	0	0	0.0	0	0	0.0
1,500,000 +	0	0	0.0	0	0	0.0
TOTALS	32	50	-36.0	277	282	-1.8

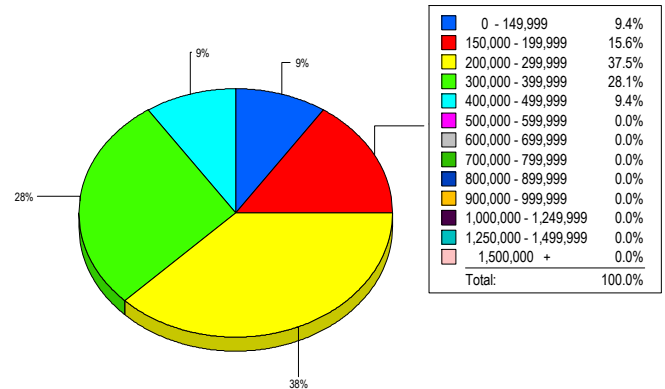
INVENTORY TREND



SALES TREND



MARKET BY PRICE RANGE



AVERAGE & MEDIAN PRICE



DATA SOURCE: Metropolitan Regional Information Systems, Inc. (MRIS)

NOTES: Properties not listed through this Multiple Listing Service are not reflected. The term "sales" represents ratified purchase contracts. Current year information is preliminary and subject to revision. Current year-to-date contract information may not equal the sum of the monthly contract totals reported in